

Parent and Carer Information:

KS2 Art and Design (Ages 7 - 11)

This guide helps you to track the progress of your child as they develop through the subject of art and design. In years 3 to 6, children learn the key skills that form the basis of their art and design education. Practising these skills at home can be a great way to boost your child's confidence and complement what they learn in the classroom. This guide outlines how you, as parents and carers, can best support your child's educational art and design journey, with an easy-to-follow flowchart of what they will learn and clear goals for you to work on together.

Click on each topic to head to the relevant category on the Twinkl website to find super resources to support your child.

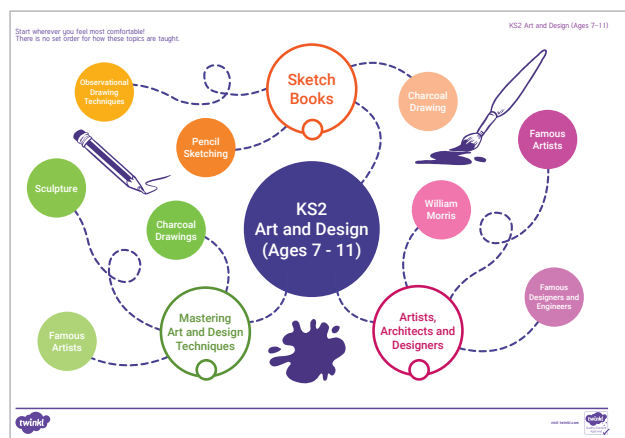


Alternatively, you can follow the web url www.twinkl.co.uk/resources/parents to get to the Twinkl Parents Hub.

We have also included handy tick boxes, so you can easily check off when you have covered each topic, and you can keep on track with your child's studies. You can also use the 'traffic light' system to record your child's confidence, and how they feel about the topic you have covered together.

Stick the other pages together to create a display poster for both you and your child to fill in. Complete with handy tick boxes, this chart is ideal for helping to support your child's studies from home.

- ☐ I feel unsure about this.
- ☐ I feel okay about this.
- ☐ I feel confident about this!



We hope you find the information on our website and resources useful. The contents of this resource are for general, informational purposes only. This guide is intended to offer parents general guidance on what subject areas tend to be covered in their child's year group and where they could support their children at home. However, please be aware that every child is different and information can quickly become out of date. There are some subject areas that we have intentionally not covered due to the nature of how they are taught or because a trained professional needs to teach these areas. We try to ensure that the information in our resources is correct but every school teaches the national curriculum in its own way. If you would like further guidance or are unsure in any way, we recommend that you speak to your child's teacher or another suitably qualified professional.



Sketch Books

Your child will learn how to create a sketch book to record their observations and use them to review and revisit their ideas.



Observational Drawing Techniques

Your child can practise their observational drawing techniques with these handy tips on how to get the most out of observational drawing.



Pencil Sketching

Encourage your child to practise their pencil sketching skills with this winter trees sketching activity which looks at lines, shading and perspective.




Charcoal Drawing

Encourage your child to practise their charcoal drawing skills with this activity pack, including tips on how to draw texture using line and tone.



Mastering Art and Design Techniques

Your child will continue to improve their mastery of art and design techniques including drawing, painting and sculpture with a range of materials such as pencil, charcoal, paint and clay.



Charcoal Drawings

Inspire your child to use charcoal to produce a detailed drawing using this activity pack that focuses on observational drawing skills.



Sculpture

Your child can use this presentation to learn about what sculpture is, what materials and tools are needed and tips for working with clay so that they can work independently.



Inspire your child with the works of famous painters with these display posters featuring classic images by artists such as Da Vinci, Seurat and Degas.




Your child will learn about great artists, architects and designers in history.



Your child can learn about the life and works of famous artists with this fact sheet resource pack (which includes artists such as Gustav Klimt, Henri Matisse and Joan Miro).



You can use these images to discuss the work of William Morris (one of the nineteenth century's most innovative artists) with your child.



These cards celebrate the design and engineering talents of some well-known individuals, such as Mary Fergusson, James Dyson, Zaha Hadid and Henry Ford.