


Parent and Carer Information: KS1 Art and Design (Ages 5 - 7)

This guide helps you to track the progress of your child as they develop through the subject of art and design. In years 1 and 2, children learn the key skills that form the basis of their art and design education. Practising these skills at home can be a great way to boost your child's confidence and complement what they learn in the classroom. This guide outlines how you, as parents and carers, can best support your child's educational art and design journey, with an easy-to-follow flowchart of what they will learn and clear goals for you to work on together.

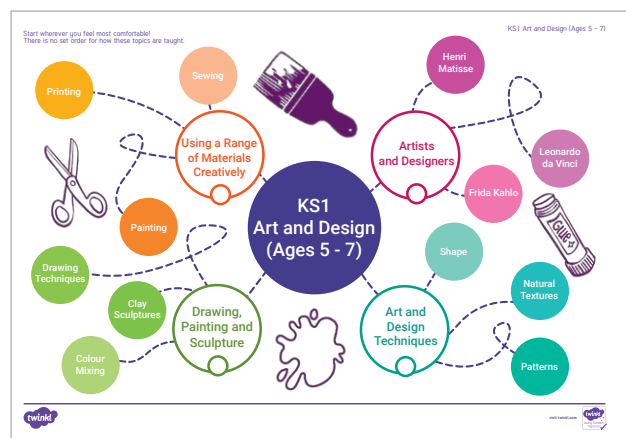
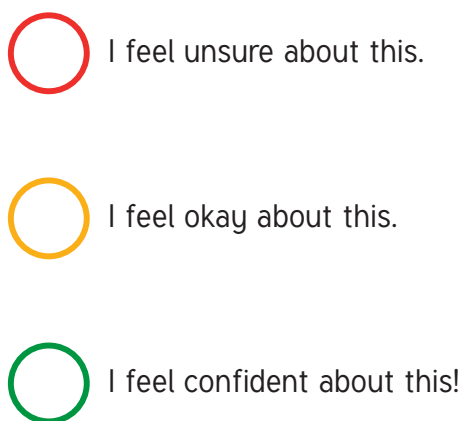
Click on each topic to head to the relevant category on the Twinkl website to find super resources to support your child.



Alternatively, you can follow the web url www.twinkl.co.uk/resources/parents to get to the Twinkl Parents Hub.

We have also included handy tick boxes, so you can easily check off when you have covered each topic, and you can keep on track with your child's studies. You can also use the 'traffic light' system to record your child's confidence, and how they feel about the topic you have covered together.

Stick the other pages together to create a display poster for both you and your child to fill in. Complete with handy tick boxes, this chart is ideal for helping to support your child's studies from home.



We hope you find the information on our website and resources useful. The contents of this resource are for general, informational purposes only. This guide is intended to offer parents general guidance on what subject areas tend to be covered in their child's year group and where they could support their children at home. However, please be aware that every child is different and information can quickly become out of date. There are some subject areas that we have intentionally not covered due to the nature of how they are taught or because a trained professional needs to teach these areas. We try to ensure that the information in our resources is correct but every school teaches the national curriculum in its own way. If you would like further guidance or are unsure in any way, we recommend that you speak to your child's teacher or another suitably qualified professional.



Using a Range of Materials Creatively

Your child will learn how to use a range of materials creatively to design and make products.



Printing

Your child can learn all about printing materials and methods with this informative presentation. By following the instructions, they can try creating their own foam board print.



Painting

Your child can try using paints to create bright and colourful artwork based on Russian artist Wassily Kandinsky's famous circles.



Sewing

Using different fabrics and textiles, your child can create simple accessories or items of clothing with these information posters about different sewing stitches.



Drawing, Painting and Sculpture

Your child will learn to use drawing, painting and sculpture to develop and share their ideas, experiences and imagination.



Clay Sculptures

Thinking of trying out sculpture using clay? Your child can discover different clay techniques with these fantastic posters to help them create sculptures independently.



Drawing Techniques

Your child can practise drawing techniques with this step-by-step guide which teaches your child how to draw jungle animals.

Colour Mixing

This poster is a great way to introduce budding painters to the concept of combining different colours to create a new one.

Artists and Designers

Your child will learn about the work of various artists and designers, describing the differences and similarities between different practices and disciplines and making links to their own work.

Henri Matisse

Find out about the life and work of the French artist, Henri Matisse. As well as giving information about the artist, there are examples of his work along with interesting facts and questions for your child to consider.

Frida Kahlo

Discover the world of the Mexican painter, Frida Kahlo, with our artist fact file. Encourage your child to be inspired by her work to create their own self-portrait.

Leonardo da Vinci

Find out more about the life and work of Italian renaissance artist, Leonardo da Vinci, with this interactive activity from Twinkl Go! Click on the buttons to reveal key fact about him.

Art and Design Techniques

Your child will learn to develop a wide range of art and design techniques using colour, pattern, texture, line, shape, form and space.

Shape

Your child can use shape to create stunning images such as these fish made out of triangles. A great introduction to tessellation.

Natural Textures



You can use these beautiful images of natural textures to discuss how they look and might feel with your child before using them to create an eye-catching collage.

Patterns



Introduce your child to the concept of pattern by looking at patterns in the real world. This presentation includes questions at the end to assess their understanding.